

Document for Testing Some Basic and Some Challenging Constructs in DocOnce Slides

Hans Petter Langtangen^{1,2}

Simula Research Laboratory¹

University of Oslo²

Mar 16, 2021

1 This is the first section

2 Second section

Figure and bullet list

Title with comma, and brackets: [a, b]

- Here is a *wave signal* $f(x - ct)$
- It moves with velocity c
- But here it is just a figure

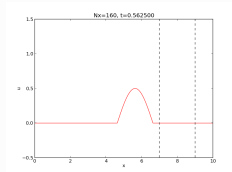
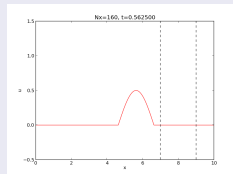


Figure and bullet list

Title with comma, and brackets: $[a, b]$

- Here is a *wave signal* $f(x - ct)$
- It moves with velocity c
- But here it is just a figure



Slide with pop-ups in red and notes

Here we have a paragraph to pop up in red.
And a line more

Slide with pop-ups in red and notes

Here we have a paragraph to pop up in red.
And a line more

A L^AT_EX document

```
\documentclass[11pt]{article}
\usepackage{fancyvrb}
\begin{document}

\title{Here goes the title...}
\author{John Doe \and
Jane Doe\footnote{\texttt{jane.doe@cyber.net}.}}
\date{\today}
\maketitle
```

Notice

L^AT_EX has a lot of backslashes.

```
\section{Heading}
bla-bla
\end{document}
```

A L^AT_EX document

```
\documentclass[11pt]{article}
\usepackage{fancyvrb}
\begin{document}

\title{Here goes the title...}
\author{John Doe \and
Jane Doe\footnote{\texttt{jane.doe@cyber.net}.}}
\date{\today}
\maketitle
```

Notice

L^AT_EX has a lot of backslashes.

```
\section{Heading}
bla-bla
\end{document}
```

A L^AT_EX document

```
\documentclass[11pt]{article}
\usepackage{fancyvrb}
\begin{document}

\title{Here goes the title...}
\author{John Doe \and
Jane Doe\footnote{\texttt{jane.doe@cyber.net}}.}
\date{\today}
\maketitle
```

Notice

L^AT_EX has a lot of backslashes.

```
\section{Heading}
bla-bla
\end{document}
```

A L^AT_EX document

```
\documentclass[11pt]{article}
\usepackage{fancyvrb}
\begin{document}

\title{Here goes the title...}
\author{John Doe \and
Jane Doe\footnote{\texttt{jane.doe@cyber.net}}.}
\date{\today}
\maketitle
```

Notice

L^AT_EX has a lot of backslashes.

```
\section{Heading}
bla-bla
\end{document}
```

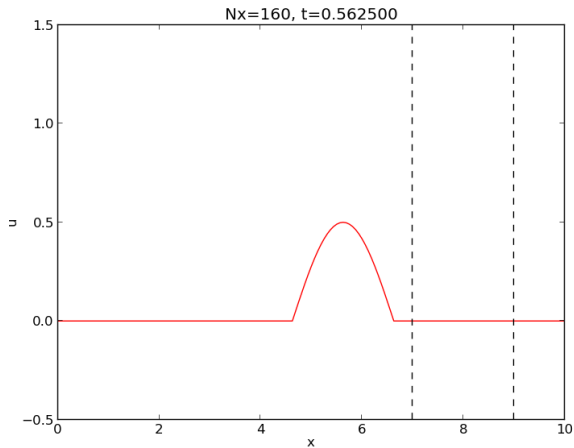
An HTML document

```
<html><head></head><body bgcolor="red">  
<title>Here goes the title...</title>  
<h1>Section heading</h1>  
</body>  
</html>
```

1 This is the first section

2 Second section

Second section



Some math and computer code

A simple, mathematical formula where $t \in [0, \pi]$:

$$f(x, y, t) = e^{-xt} \sin \pi y$$

Bash demanded more of DocOnce than Python, so let's do Bash:

First, inline `$? != 0`, then comments with dollar variables (and minted style):

```
var=10
# $1, $2, ... are command-line args
if [ $? -eq 0 ]; then    # $? reflects success or not
    echo "Great!"
fi
```

Pop ups inside code blocks (for Beamer slides only)

```
def f(x):  
    return 42 + x
```

```
def g(x):  
    return f(42)
```

```
print(g(13))
```

Pop ups inside code blocks (for Beamer slides only)

```
def f(x):  
    return 42 + x
```

```
def g(x):  
    return f(42)
```

```
print(g(13))
```

Pop ups inside code blocks (for Beamer slides only)

```
def f(x):  
    return 42 + x
```

```
def g(x):  
    return f(42)
```

```
print(g(13))
```

Various admon blocks

Can use admon blocks to simulate blocks:

Key PDE (with large title and math font):

$$\frac{\partial u}{\partial t} = \nabla^2 u$$

Just some block with text and a conclusion that something is important. This one pops up after the rest of the slide.

Warning

Can use, e.g., a warning admon to have my own notes, preferably inside preprocess/mako if statements to turn notes on and off. This one is typeset in a small font and with the default title (Warning) since no title is specified.

Various admon blocks

Can use admon to simulate blocks:

Key PDE (with large title and math font):

$$\frac{\partial u}{\partial t} = \nabla^2 u$$

Just some block with text and a conclusion that something is important. This one pops up after the rest of the slide.

Warning

Can use, e.g., a warning admon to have my own notes, preferably inside preprocess/mako if statements to turn notes on and off. This one is typeset in a small font and with the default title (Warning) since no title is specified.

Various admon blocks

Can use admon to simulate blocks:

Key PDE (with large title and math font):

$$\frac{\partial u}{\partial t} = \nabla^2 u$$

Just some block with text and a conclusion that something is important. This one pops up after the rest of the slide.

Warning

Can use, e.g., a warning admon to have my own notes, preferably inside preprocess/mako if statements to turn notes on and off. This one is typeset in a small font and with the default title (Warning) since no title is specified.

Various admon blocks

Can use admon to simulate blocks:

Key PDE (with large title and math font):

$$\frac{\partial u}{\partial t} = \nabla^2 u$$

Just some block with text and a conclusion that something is important. This one pops up after the rest of the slide.

Warning

Can use, e.g., a warning admon to have my own notes, preferably inside preprocess/mako if statements to turn notes on and off. This one is typeset in a small font and with the default title (Warning) since no title is specified.